



unrwa
الأونروا

in figures

as of 1 July 2014

ALL REFERENCES ARE TO AGENCY INSTALLATIONS	JORDAN	LEBANON	SYRIA ⁽¹⁾	WEST BANK	GAZA STRIP	TOTAL/AVE
GENERAL						
REGISTERED REFUGEES (RR)	2,097,338	449,957	526,744	762,288	1,258,559	5,094,886
OTHER REGISTERED PERSONS (RPs)	89,948	38,256	37,330	162,903	69,792	398,229
TOTAL REGISTERED PERSONS	2,187,286	488,213	564,074 ⁽²⁾	925,191	1,328,351	5,493,115
INCREASE IN RPs OVER PREVIOUS YEAR (%)	1.5	1.0	- ⁽³⁾	1.2	1.6	3.0
RP AS % OF TOTAL RPs IN ALL FIELDS OF OPERATION	39.7	8.9	10.3	16.8	24.2	100
EXISTING CAMPS	10	12	9	19	8	58
RP IN CAMPS (RPCs)	381,919	246,608	175,983	223,602	555,680	1,583,792
RPCs AS % OF RPs	17.5	50.5	31.2	24.2	41.8	28.7
EDUCATION - 2012/13 ACADEMIC YEAR						
SCHOOLS (ELEM, PREP + SECONDARY IN LEBANON)	173	69	42 ⁽⁴⁾	97	245	626
EDUCATIONAL STAFF ⁽⁵⁾	5,525	2,049	2,418	2,970	9,616	22,646
PUPIL ENROLMENT	116,953	32,350	46,385 ⁽⁶⁾	51,327	232,504	479,519
FEMALE PUPILS (%)	48.9	53.3	47.8	58.4	48.2	49.8
COST PER ELEMENTARY PUPIL (US\$)	766	1,431	691	1,168	649	941
COST PER PREPARATORY PUPIL (US\$)	1,022	2,175	930	1,462	992	1,316
VOCATIONAL & TECHNICAL TRAINING CENTRES (VTTCs)	2	2	1	2	2	9
VTTC TRAINING PLACES	2,430	1,046	1,054	1,164	1,548	7,242
EDUCATIONAL SCIENCES FACULTIES (four-year course)	1	0	0	1	0	2
PRE-SERVICE PLACES	1,000	0	0	600	0	1,600
IN-SERVICE TEACHERS IN TRAINING	213	57	0	0	321	591
HEALTH						
PRIMARY HEALTH CARE FACILITIES (PHCF)	23	27	14 ⁽⁷⁾	42	22	128
HEALTH STAFF ⁽⁸⁾	737	358	NA	1,011	1,001	3,123
MOBILE UNITS PROVIDING DENTAL SERVICES	4	3	0	0	3	11
PHCFs WITH DENTAL SERVICES (excluding mobile units)	29	19	11	23	19	108
PHCFs OFFERING MCH ⁽⁹⁾ AND FAMILY PLANNING	23	27	19 ⁽¹⁰⁾	41	22	136
PHCFs OFFERING DIABETES/HYPERTENSION CARE	23	27	26 ⁽¹¹⁾	42	21	136
PHCFs OFFERING LABORATORY SERVICES	23	17	16 ⁽¹²⁾	41	21	123
TOTAL PATIENT VISITS (1 JAN - 30 JUN 2014)	870,298	528,944	433,884	627,412	2,117,196	4,577,734
RELIEF & SOCIAL SERVICES						
SOCIAL SAFETY NET PROGRAMME (SSNP) CASES	59,169	61,031	38,230	36,050	106,535	301,015
SSNP CASES AS % OF RPs	2.7	12.5	6.8	3.9	8	5.5
WOMEN'S PROGRAMME CENTRES	12	9	16	18	7	62
COMMUNITY REHABILITATION CENTRES	8	1	8	15	6	38
COMMUNITY DEVELOPMENT CENTRES	3	1	3	0	0	7
COMMUNITY-MANAGED FUND SCHEMES	12	7	13	14	0	46
RELIEF AND SOCIAL SERVICES STAFF ⁽¹³⁾	111	114	153	168	343	897
MICROFINANCE & MICROENTERPRISE (Gaza & West Bank)						
(TOTALS SINCE PROGRAMME INCEPTION: 1991/92 in Gaza, 1996 in West Bank, 2003 in Syria and Jordan)						
NUMBER OF LOANS AWARDED	62,414	-	77,225	95,224	107,630	344,493
VALUE OF LOANS AWARDED (US\$) (cumulative)	77,367,794	-	48,456,362	135,202,694	124,545,603	385,572,453
PROJECTS (1 JAN - 30 JUN 2014)⁽¹⁴⁾						
NO. OF PROJECTS FUNDED ⁽¹⁵⁾	7	12	28	18	29	101
PLEDGES & CONTRIBUTIONS (MILLIONS OF US\$) ⁽¹⁶⁾	3.5	11.0	48.2	35.5	73.5	174.3

(1) All Syria figures represent a working estimate as the situation in Syria remains volatile.

(2) An estimated 490,000 remain in Syria.

(3) Unavailable due to data cleaning.

(4) 76 schools are unusable due to damage, inaccessibility, or because they are housing IDPs; 43 alternative school buildings are used in afternoon shifts. Does not include temporary teaching points.

(5) Including 68 staff in HQ Amman.

(6) An estimated 10,000 UNRWA students in Syria are not currently in school and an estimated 10,000 Palestine refugee students from Syria are attending UNRWA schools in Lebanon and Jordan.

(7) Nine health centres are unusable; UNRWA has established an additional 12 health points.

(8) Including 16 staff in HQ Amman and 231 environmental health staff in the West Bank.

(9) MCH = mother-and-child health.

(10) Including four health points.

(11) Including 12 health points.

(12) Including four health points.

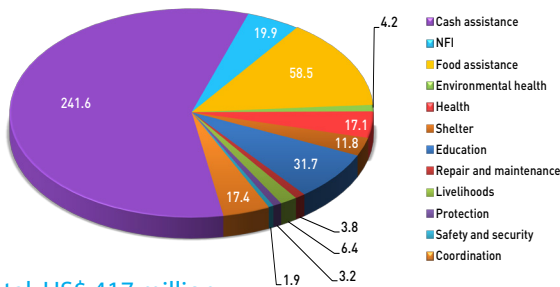
(13) Including eight staff in HQ Amman.

(14) Including projects funded under emergency appeals.

(15) Total includes five projects in HQ Amman and two projects in HQ Gaza.

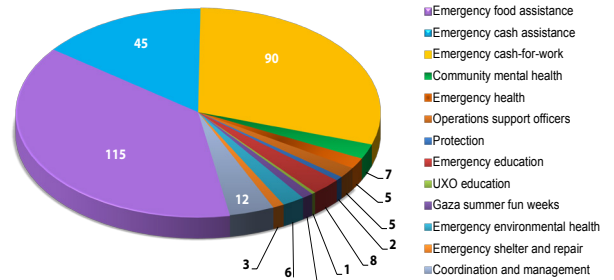
(16) Total includes US\$ 1.2m in HQ Amman and US\$ 1.4m in HQ Gaza.

Syria Regional Crisis Response 2014 (Syria, Lebanon and Jordan)



Total: US\$ 417 million
(Syria US\$ 328.8m; Lebanon US\$ 70.2m; Jordan US\$ 14.6m; Regional US\$ 3.8m)

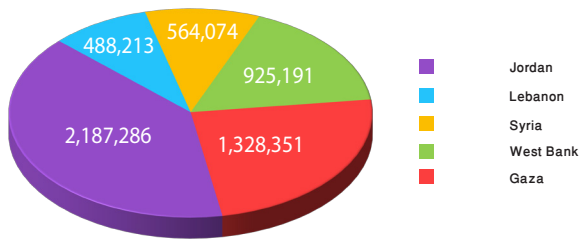
Emergency Appeal 2014 (West Bank and Gaza)



Total: US\$ 300 million
(West Bank US\$ 45m; Gaza US\$ 254m; HQ US\$ 1m)

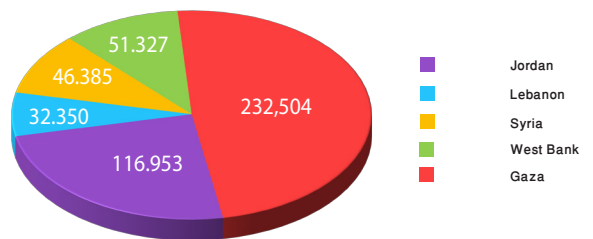
HUMAN DEVELOPMENT BUDGET	JORDAN	LEBANON	SYRIA	WEST BANK	GAZA STRIP	HQ	TOTAL/ AVE.
(CASH AND IN-KIND - MILLIONS OF US\$)							
LONG AND HEALTHY LIVES	30.0	25.9	11.3	26.8	30.3	2.2	126.5
ACQUIRED KNOWLEDGE AND SKILLS	87.0	39.5	31.6	46.0	141.4	3.1	348.6
DECENT STANDARD OF LIVING	14.0	12.8	6.0	13.6	20.1	10.3	76.8
HUMAN RIGHTS ENJOYED TO THE FULLEST	0.9	0.4	0.8	0.7	0.8	0.3	3.9
GOVERNANCE AND SUPPORT	13.1	11.8	8.7	15.1	24.7	47.8	121.1
TOTAL GENERAL FUND BUDGET	145.0	90.4	58.4	102.1	217.3	118.4	731.6
STAFF POSTS⁽¹⁷⁾							
AREA POSTS	6,916	2,981	3,511	4,373	11,842	479	30,102
INTERNATIONAL POSTS	9	8	9	12	11	101	150

Population by Field



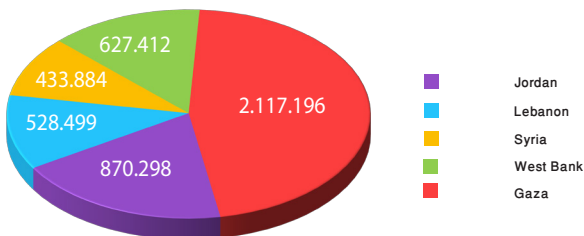
Total: 5,493,115 people

Pupil Enrolment



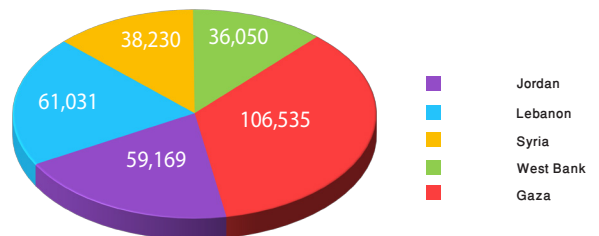
Total: 479,519 pupils

Total Patient Visits (1 January - 30 June)



Total: 4,577,734 visits

SSNP Cases



Total: 301,015 cases

(17) These figures reflect positions filled as of 1 July 2014. The Commissioner-General approved a total of 32,519 positions for the year.