

IN FIGURES

Palestine refugee children play on a rooftop in Nur Shams camp, West Bank

AS OF 1 JULY 2013

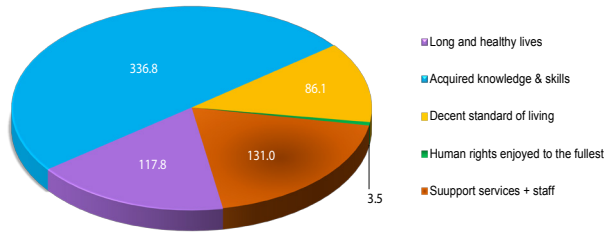
ALL REFERENCES ARE TO AGENCY INSTALLATIONS	JORDAN	LEBANON	SYRIA ⁽¹⁾	WEST BANK	GAZA STRIP	TOTAL/AVE
GENERAL						
REGISTERED REFUGEES (RR)	2,054,527	444,480	507,904	748,899	1,221,110	4,976,920
OTHER REGISTERED PERSONS (RPs)	79,229	34,260	38,742	157,470	63,923	373,624
TOTAL REGISTERED PERSONS	2,133,756	478,740	546,646	906,369	1,285,033	5,350,544
INCREASE IN RPs OVER PREVIOUS YEAR (%)	2	2	5	2	3	3
RP AS % OF TOTAL RPs IN ALL FIELDS OF OPERATION	40	9	10	17	24	100
EXISTING CAMPS	10	12	9	19	8	58
RP IN CAMPS (RPCs)	373,993	241,322	164,456	218,941	547,405	1,546,117
RPCs AS % OF RPs	18	50	30	24	43	29
EDUCATION - 2012/13 ACADEMIC YEAR						
SCHOOLS (ELEM, PREP + SECONDARY IN LEBANON)	172	69	118	99	245	703
EDUCATIONAL STAFF ⁽²⁾	5,530	2,006	2,715	2,914	9,467	22,701
PUPIL ENROLMENT	115,803	31,753	67,292	51,695	225,098	491,641
FEMALE PUPILS (%)	50	53	48	58	48	51
COST PER ELEMENTARY PUPIL (US\$)	682	1,037	455	1,010	603	758
COST PER PREPARATORY PUPIL (US\$)	747	1,360	601	1,089	1,037	967
VOCATIONAL & TECHNICAL TRAINING CENTRES (V TTCs)	2	2	1	2	2	9
V TTC TRAINING PLACES	2,136	1,082	1,132	1,192	1,482	7,024
EDUCATIONAL SCIENCES FACULTIES (4-year course)	1	0	0	1	0	2
PRE-SERVICE PLACES	1,000	0	0	600	0	1,600
IN-SERVICE TEACHERS IN TRAINING	224	53	0	0	230	507
HEALTH						
PRIMARY HEALTH CARE FACILITIES (PHCF)	24	27	23	42	22	138
HEALTH STAFF ⁽³⁾	737	377	NA	1,074	1,037	3,011
MOBILE UNITS PROVIDING DENTAL SERVICES	4	1	1	0	3	9
PHCFs WITH DENTAL SERVICES (excluding mobile units)	29	19	18	23	19	108
PHCFs OFFERING MCH ⁽⁴⁾ AND FAMILY PLANNING	24	28	23	42	21	138
PHCFs OFFERING DIABETES/HYPERTENSION CARE	24	28	23	42	21	138
PHCFs OFFERING LABORATORY SERVICES	24	17	21	41	21	124
TOTAL PATIENT VISITS (1 JAN - 30 JUNE 2013) ⁽⁵⁾	919,332	333,167	314,692	872,625	2,164,632	4,604,448
RELIEF & SOCIAL SERVICES						
SOCIAL SAFETY NET PROGRAMME (SSNP) CASES	60,877	54,681	37,402	34,422	107,354	294,736
SSNP CASES AS % OF RPs	2.9	11.4	6.8	3.8	8.4	5.5
WOMEN'S PROGRAMME CENTRES	12	9	13	18	7	59
COMMUNITY REHABILITATION CENTRES	8	1	5	15	6	35
COMMUNITY DEVELOPMENT CENTRES	3	1	3	0	0	7
COMMUNITY MANAGED FUND SCHEMES	13	7	11	13	0	44
RELIEF AND SOCIAL SERVICES STAFF ⁽⁶⁾	112	115	101	163	198	701
MICROFINANCE & MICROENTERPRISE (Gaza & West Bank)						
(TOTALS SINCE PROGRAMME INCEPTION: 1991/92 in Gaza, 1996 in West Bank, 2003 in Syria and Jordan)						
NUMBER OF LOANS AWARDED	52,204	-	69,471	85,671	103,796	311,142
VALUE OF LOANS AWARDED (US\$) (cumulative)	66,223,446	-	46,282,891	119,140,119	118,642,502	350,288,958
PROJECTS (1 JAN - 30 JUNE 2013)⁽⁷⁾						
NO. OF PROJECTS FUNDED (in 2013) ⁽⁸⁾	12	32	21	12	18	101
PLEDGES & CONTRIBUTIONS (MILLIONS OF US\$) ⁽⁹⁾	3.3	43.0	45.4	17.1	120.6	232.7

(1) As the situation in Syria remains volatile, these data reflect the most up-to-date statistics the Agency could confirm.
(2) Including 69 staff in HQ Amman and 231 environmental health staff in the West Bank

(3) Including 17 staff in HQ Amman
(4) MCH = mother-and-child health
(5) Excluding dental consultations (data available only at annual level)
(6) Including 12 staff in HQ Amman

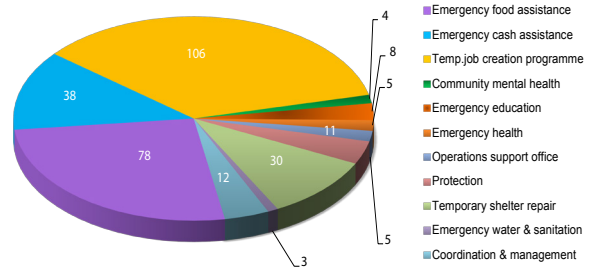
(7) Including projects in Syria, Lebanon and Jordan under the Syria Humanitarian Response Plan
(8) Including 1 project in HQ Amman and 5 projects in HQ Gaza
(9) Including US\$ 0.8m in HQ Amman, US\$ 1.1m in HQ Gaza and US\$ 1.4m not yet allocated

Human Development Budget 2013



Total: US\$ 675.3 million

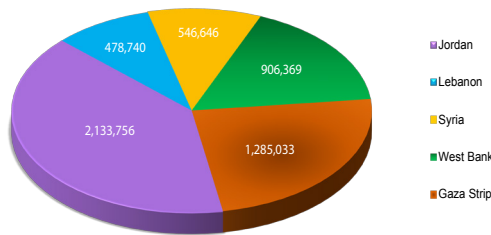
Emergency Appeal 2013 (West Bank and Gaza)



Total: US\$ 300 million

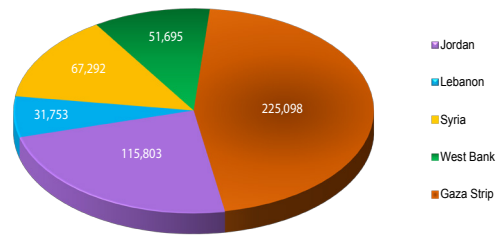
HUMAN DEVELOPMENT BUDGET	JORDAN	LEBANON	SYRIA	WEST BANK	GAZA STRIP	HQ	TOTAL/ AVE.
	(CASH AND IN-KIND - MILLIONS OF US\$)						
LONG AND HEALTHY LIVES	27.5	22.3	10.9	28.0	26.9	2.4	117.8
ACQUIRED KNOWLEDGE AND SKILLS	77.0	33.8	30.7	50.6	141.8	2.9	336.8
DECENT STANDARD OF LIVING	14.6	12.6	7.7	23.7	25.7	1.8	86.1
HUMAN RIGHTS ENJOYED TO THE FULLEST	0.9	0.4	0.5	0.8	0.8	0.2	3.5
SUPPORT SERVICES AND STAFF	4.6	10.5	7.6	0.9	20.9	86.6	131.0
TOTAL GENERAL FUND BUDGET	124.5	79.5	57.4	103.9	216.1	93.9	675.3
STAFF POSTS⁽¹⁰⁾							
AREA POSTS	6,930	2,918	3,383	4,290	11,227	390	29,138
INTERNATIONAL POSTS	8	8	8	12	11	99	146

Population by Field



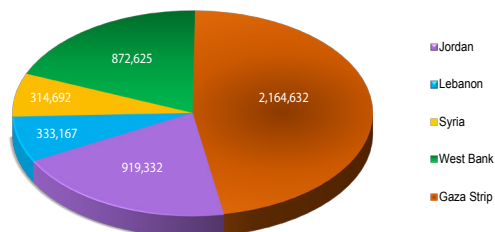
Total: 5,350,544 people

Pupil Enrolment



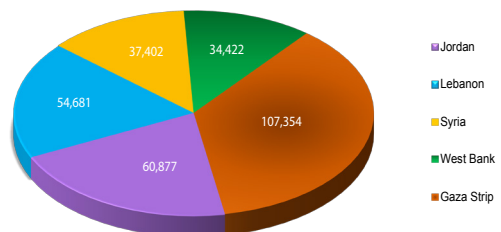
Total: 491,641 pupils

Total Patient Visits



Total: 4,604,448 visits

SSNP Cases



Total: 294,736 cases

(10) These figures reflect positions filled as of 1 July 2013. The Commissioner-General approved a total of 31,827 positions for the year.